

NetBackup™ IT Analytics

Unified IT analytics for hybrid cloud environments.

Overview

Exploding data growth and indiscriminate backups can strain overburdened IT resources without metrics and usage visibility across complex IT environments. In addition, countless compliance and capacity requirements force IT organizations to constantly wrestle with these questions:

- Do we have a consolidated view of our on-premises and cloud IT infrastructure?
- How much storage capacity do we have?
- Who is consuming the storage, and at what rate?
- How can we avoid overprovisioning storage and buying more too soon?
- Were backups completed successfully and did they meet compliance requirements?
- Should this workload be moved to the cloud?
- What resources will we really need to move particular workloads to the cloud? What are the risks?
- How do we showback/chargeback with reports on IT resource consumption by department?
- Which IT workloads are good candidates for cloud migration?

NetBackup IT Analytics is the only extensible platform offering unified insights for backup, storage, and virtual infrastructure in a heterogeneous IT environment across on-premises and hybrid clouds.

NetBackup IT Analytics offers unmatched and comprehensive IT analytics, delivering actionable insights through a single pane of glass across four key use cases: data protection optimization, storage optimization, comprehensive chargeback, and hybrid cloud.

With NetBackup IT Analytics, you can:

- Optimize storage and costs
- Mitigate risk to meet service level agreements (SLAs)
- Streamline backup compliance and gain visibility into backup performance and integrity

Optimize Storage and Costs

NetBackup IT Analytics enables reporting and export at the item level for data protected by NetBackup using our new, centralized SSH/WMI-based interface. Item-level metadata visibility enables organizations to make data-driven decisions on what data they should keep and how it should be protected, including stale data and file type.

Rightsize your infrastructure, optimize existing cloud infrastructure, and consolidate billing of cloud infrastructure for your move to the cloud (see Figure 1). Run cost history reports by subscription or region, so you can determine which region's Azure subscriptions cost the most.

The console provides:

- Accurate capacity planning for future needs
- Effective capacity management of current storage and CPU resources on-premises and in the cloud
- *Easy Buttons* that provide essential information about where resources are used effectively and where they are misused

Mitigate Risks to Meet SLAs

Preventing unplanned outages requires tracking and trending all data, with the ability to see consumption trends over time. NetBackup IT Analytics protects data through preemptive safeguarding procedures. By addressing the infrastructure risk for backup, recovery, and storage operations, NetBackup IT Analytics prevents downtime for critical applications and potential loss of critical data. It supplies data and business analytics, managing backup compliance and storage performance (see Figure 2).

Risk assessment dashboards and reports include:

- **Risk Mitigation Analysis:** Displays an interactive chart of risk categories, identifying opportunities for risk mitigation.
- **Risk Mitigation Trends:** Displays risk mitigation trends over time, allowing administrators to uncover risk-prone areas and assess areas within the enterprise that may be at risk of failing. Users can configure rules to isolate specific conditions relevant for their environment.
- **Dashboards and Alerts:** Includes out-of-the-box ransomware and risk assessment dashboards, and malware and anomaly alerting.
- **Ransomware Scorecard:** Measure a customer's ransomware resiliency and readiness in terms of data protection and recoverability, and report customization allowing custom data items.

Streamline Backup Compliance and Gain Visibility Into Backup Performance and Integrity

Meeting backup compliance and corporate SLAs requires accurate and actionable insights to streamline the auditing process and ensure system recoverability. NetBackup IT Analytics provides insights that reduce data protection complexity and mitigate policy conflicts and human error. It automatically collects backup and data protection events, allowing access by internal and external auditors whenever it is required, or on demand (see Figure 3).

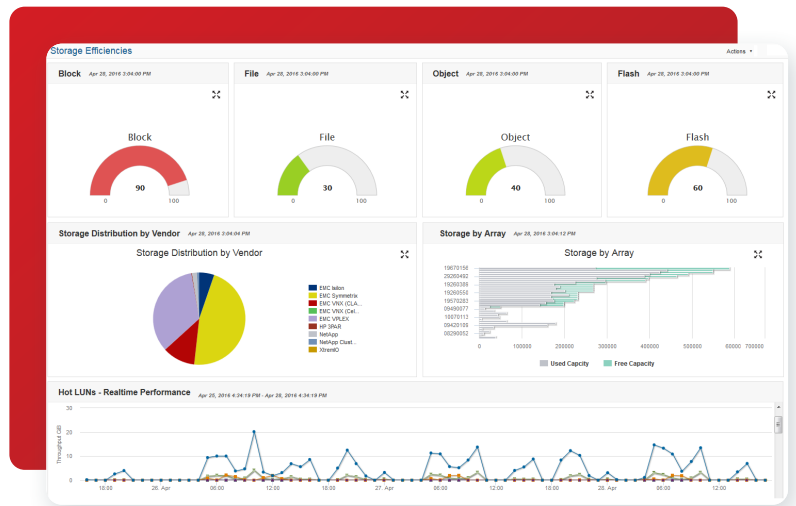


Figure 1. NetBackup IT Analytics' storage console helps organizations reduce complexity, proactively manage storage, and optimize performance

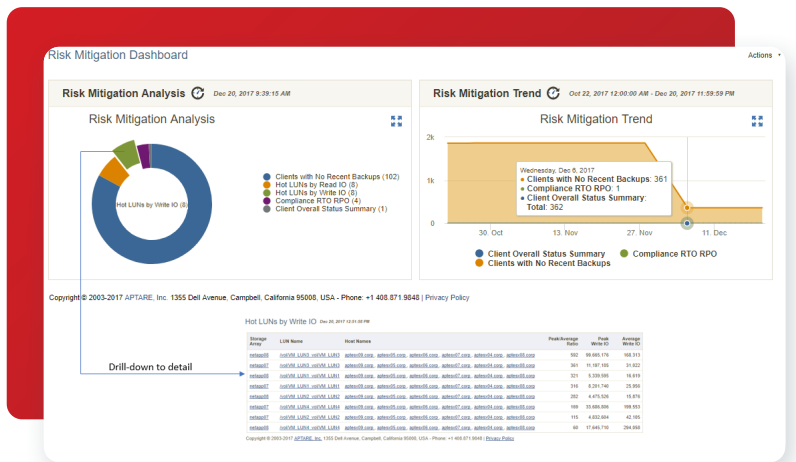


Figure 2. NetBackup IT Analytics' risk mitigation dashboard tracks data from end-to-end as it flows through the data center, identifying events that could impact SLAs

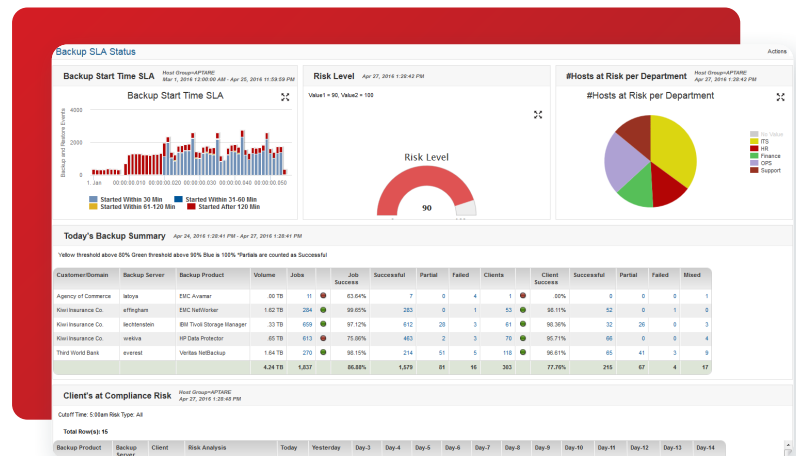


Figure 3. The Backup Manager dashboard offers real-time insights to easily identify backup failures and trends

Instantly view successful, partial, or failed backups, and get the insights needed to solve damaging backup risks such as:

- **Unprotected Data Discovery:** Reduce the exposure of unprotected data by automatically identifying clients and data sets that aren't protected under a backup policy.
- **Suspect Backup Identification:** Eliminate *false positives* by identifying partial or failed backups reported as successful by the backup software.

NetBackup IT Analytics includes out-of-the-box compliance reports to meet internal SLAs and pass external regulatory audits.

Reporting tools are also available to create custom reports. Compliance features include:

- **Disk Usage and Performance:** View and analyze the performance of your drives by tracking average job write speed. The report shows disk usage and total gigabytes written to the disk.
- **Drive Performance Summary:** Identify drives that are underperforming. View the number of backup jobs and quantity of data written to the drive.
- **Client Usage:** Load balance efficiently by identifying which clients are the most heavily used, based on the number of backup jobs and gigabytes.
- **Backup Appliances:** Plan and predict capacity and utilization from the backup software and the appliance perspective. NetBackup IT Analytics offers comprehensive reporting on appliances such as EMC Data Domain and NetBackup Appliances.
 - Identify when the appliance may run out of space, using powerful reports to provide forecasting and trending of appliance capacity usage over time.
 - Leverage performance monitoring and reporting of the appliance speed, an audit trail for history, trending, and asset management, to make appliance management easy and intuitive.

NetBackup IT Analytics Simplified Packaging

Choose from three simple, predictable, and comprehensive NetBackup IT Analytics offerings:

Protection Suite

- **Virtualization:** Gain insight on how to plan, manage, and optimize storage allocated to virtual systems to improve efficiency and reduce costs.
- **Backup:** Increase backup reliability and reduce costs through a central, real-time view of your enterprise backup and recovery environment.

Storage Management Suite

- **Capacity:** Gain a new perspective on your storage capacity and array performance with web-based end-to-end reporting.
- **Fabric:** Improve management efficiency and gain control of your SAN by mapping your SAN topology, proactively managing and monitoring changes to the SAN fabric, and optimizing SAN performance.
- **Virtualization:** Gain insight on how to plan, manage, and optimize storage allocated to virtual systems to improve efficiency and reduce costs.

Complete Suite (Includes Backup, Capacity, Fabric, and Virtualization)

These combined features work together to provide a complete picture of your IT environment. With NetBackup IT Analytics, you can identify wasted resources and enact specific policies and practices to optimize storage and costs, mitigate risk, and streamline compliance across your IT organization.



NetBackup IT Analytics supports a wide range of cloud environments, storage systems, backup solutions, virtualization technologies, SAN products, replication technologies, operating systems, and web browsers. Please see the Supported Environments document for the full list. NetBackup IT Analytics also provides a software development kit (SDK) for users to quickly create data connectors for storage and backup systems that are not listed in the Supported Environments document.

About Veritas

Veritas Technologies is the leader in secure multi-cloud data management. Over 80,000 customers—including 91% of the Fortune 100—rely on Veritas to help ensure the protection, recoverability and compliance of their data. Veritas has a reputation for reliability at scale, which delivers the resilience its customers need against the disruptions threatened by cyberattacks, like ransomware. No other vendor is able to match the ability of Veritas to execute, with support for 800+ data sources, 100+ operating systems and 1,400+ storage targets through a single, unified approach. Powered by Cloud Scale Technology, Veritas is delivering today on its strategy for Autonomous Data Management that reduces operational overhead while delivering greater value. Learn more at www.veritas.com. Follow us on X at [@veritastechllc](https://twitter.com/veritastechllc).

VERITAS™

2625 Augustine Drive
Santa Clara, CA 95054
+1 (866) 837 4827
veritas.com

For global contact
information visit:
veritas.com/company/contact